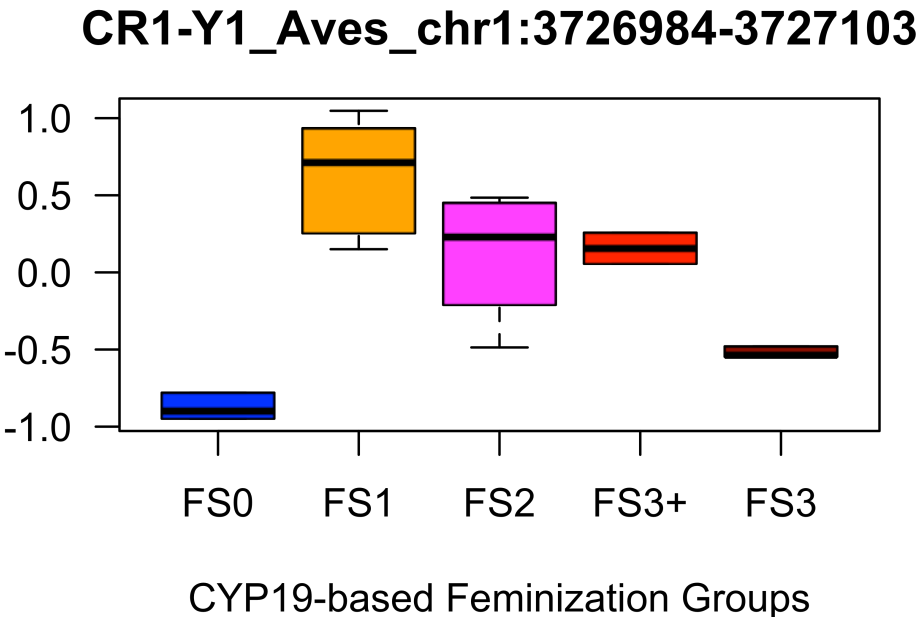
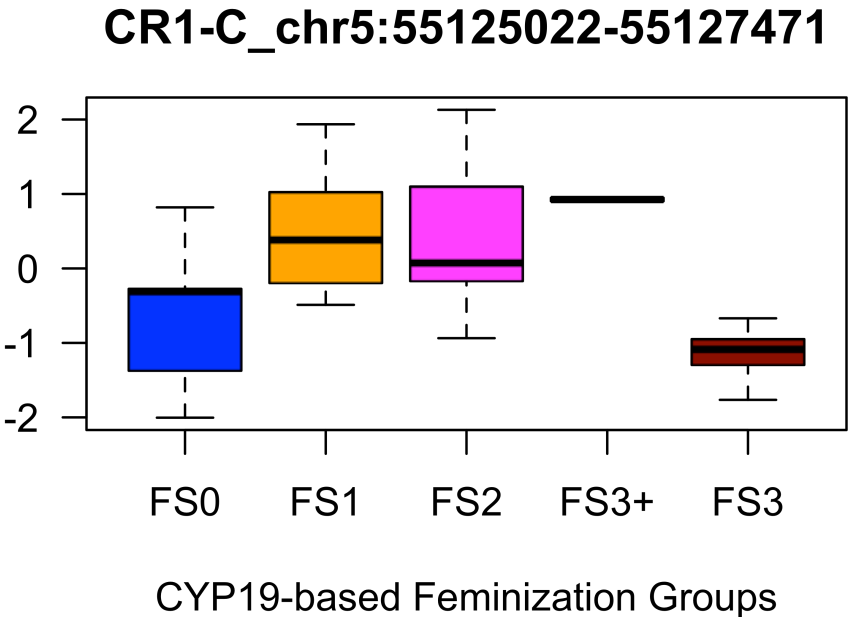
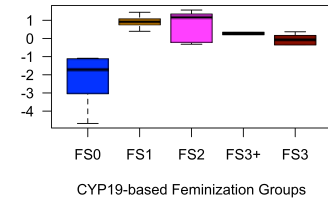


Supplemental Figure 3: Cluster 2 Repetitive Sequences Expression

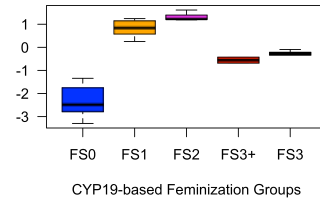


EE2-induced expression

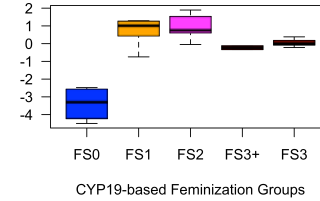
(GGTTT)n_chr13:16041949-16041984



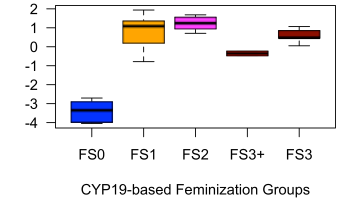
CR1-C2_chr4:85937012-85937232



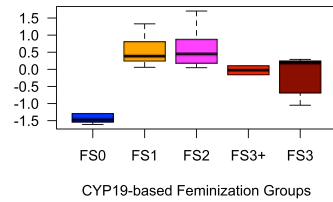
CR1-F2_chr3:97369703-97370724



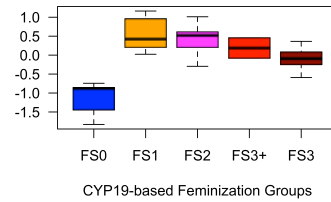
CR1-Y4_chr3:97332181-97333358



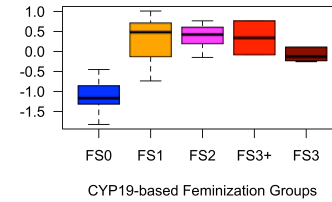
GA-rich_chr3:16994739-16994773



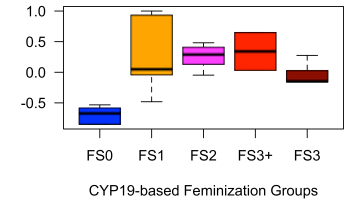
GGERVK1-int_chr2:81985392-81990641



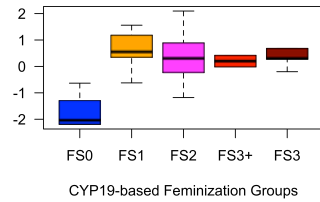
GGERVK1-int_chr2:143713180-14371841



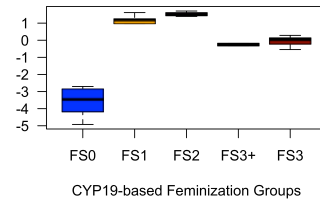
GGERVK1-int_chrUn_NW_020110165v1:1930211



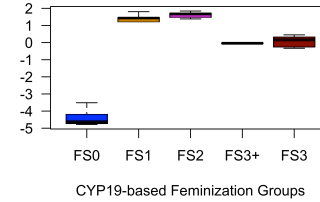
GGLTR5A_chr2:10428104-10428587



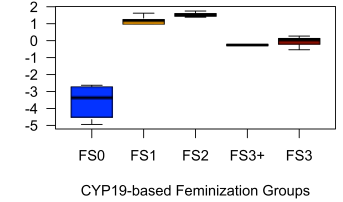
GGLTR11-int_chr4:85934449-85934641



GGLTR11-int_chr4:85935604-85935761

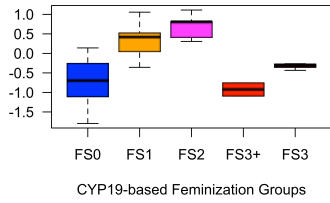


GGLTR11-int_chr4:85935830-85936711

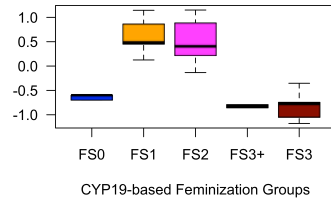


Male-suppressed expression

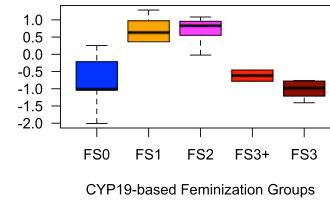
(TTCTTT)n_chrZ:66321711-66321793



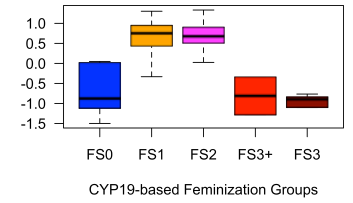
Char12Mar1_GG_chrZ:32346334-323468



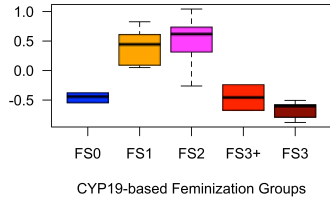
CR1-F0_chrZ:66153471-66153954



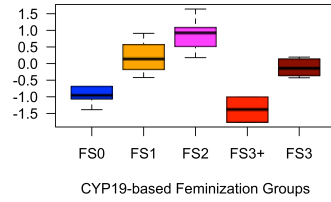
CR1-Y1_Aves_chr2:33865092-33865410



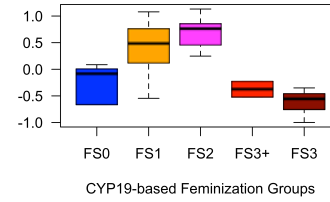
CR1-Y1_Aves_chr2:69261820-69262001



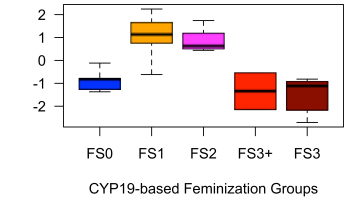
CR1-Y2_Aves_chrZ:66298901-66299751



GGERVK1-int_chrZ:70410456-70415711



GGERV18-int_chr5:53978510-53983721



FemZZ-specific expression